


Clawhammer Banjo Primer for Beginners with Video and Audio Access

The clawhammer banjo is a unique and captivating instrument with a rich history. Its distinctive sound and rhythmic drive have made it a favorite among folk and bluegrass musicians. If you're a beginner interested in learning how to play the clawhammer banjo, this guide will provide you with a comprehensive overview of the basics, including finger picking, strumming techniques, and basic chords. Additionally, you'll find access to exclusive video and audio examples to help you along your musical journey.



Clawhammer Banjo Primer Book for Beginners with Video & Audio Access by Helen Winter

★★★★☆ 4.5 out of 5

Language : English

File size : 5888 KB

Screen Reader : Supported

Print length : 272 pages

Lending : Enabled




Basic Banjo Anatomy

Before you start picking, it's essential to familiarize yourself with the anatomy of the clawhammer banjo. The banjo consists of a wooden rim or shell, a head (usually made of goatskin or plastic), a neck with frets, and a tailpiece. The strings are attached to the rim and pass over the head and bridge, creating tension that produces sound when plucked.

Finger Picking Techniques

The clawhammer banjo is played with a variety of finger picking techniques. The basic stroke involves using the thumb to pluck the fifth string (the shortest string) and your middle and index fingers to pluck the second and third strings (the middle strings). The thumb motion resembles the motion of a claw, hence the name "clawhammer." Variations of this basic stroke include the alternating thumb, drop thumb, and brush stroke.


Video Example: Finger Picking Techniques



Strumming Techniques

In addition to finger picking, you can also strum the banjo to create a more rhythmic sound. Basic strumming patterns involve using a down-up motion with your picking hand. You can use a variety of strumming variations, such as the forward roll, backward roll, and double strum, to create different sounds and rhythms.

Audio Example: Strumming Techniques



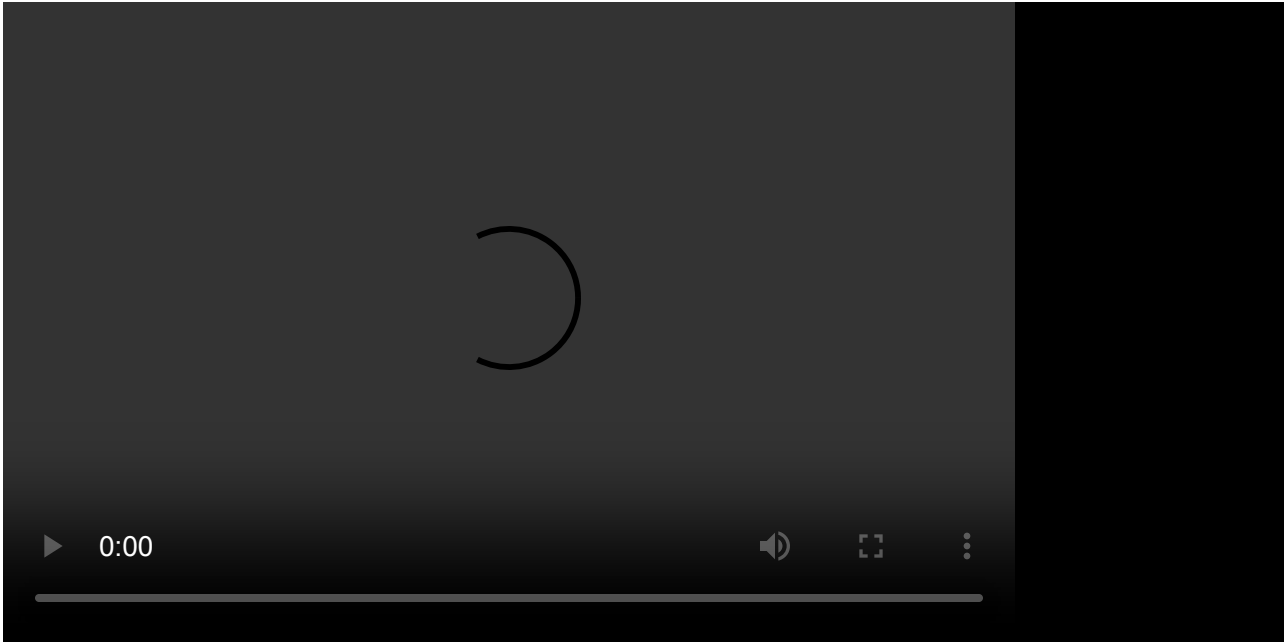
Basic Chords

Once you've mastered the basic finger picking and strumming techniques, you can start learning basic chords. Chords are combinations of notes played simultaneously. The most common chords used in clawhammer banjo playing include the C, G, D, E7, and A7 chords. Learning these chords will allow you to play a variety of songs.


Video and Audio Resources

In addition to the information provided in this guide, you can access exclusive video and audio resources to enhance your learning experience. These resources include video demonstrations of finger picking and strumming techniques, as well as audio recordings of basic chords. By utilizing these resources, you can see and hear how the techniques are played and improve your comprehension.

Video Resource: Clawhammer Banjo Lesson for Beginners



Audio Resource: Clawhammer Banjo Chord Chart




Tips for Beginners

* Start with simple finger picking exercises to build coordination and dexterity. * Practice regularly to develop muscle memory and improve your technique. * Listen to clawhammer banjo recordings to familiarize yourself with the sound and rhythms. * Find a mentor or take lessons from an experienced player to accelerate your progress. * Don't be afraid to make mistakes, as they are part of the learning process. * Have fun and enjoy the musical journey!

Learning to play the clawhammer banjo can be a rewarding and enjoyable experience. By following the steps outlined in this guide and utilizing the provided video and audio resources, you can lay a solid foundation for your

musical journey. With dedication and practice, you'll be able to master the clawhammer banjo and create your own unique sounds and rhythms.



Clawhammer Banjo Primer Book for Beginners with Video & Audio Access

by Helen Winter

★★★★☆ 4.5 out of 5

Language : English

File size : 5888 KB

Screen Reader: Supported

Print length : 272 pages

Lending : Enabled



Celebrating Christmas Spirit with Angel Paws Holiday

The Magic of Angel Paws Holiday Christmas is a season of giving and joy, and the Angel Paws Holiday perfectly embodies the...



Second Edition Pdf No Audio: A Comprehensive Guide to the Latest Release

The Second Edition Pdf No Audio is the latest release of the popular Second Edition software. This new version offers a number of significant...

